



Meaningful Innovation.

WEEE Number: 80133970

## INSTRUCTION MANUAL LED STREET LIGHT



### TECHNICAL DATA

MODEL	VT-31ST	VT-51ST	VT-101ST
SKU	21537, 21538	21539, 21540	21535, 21536
WATTS	30W	50W	100W
LUMENS@WIDE CODE	2350 LM	4200 LM	8400 LM
BEAM ANGLE	110°	110°	110°
DF	>0.9	>0.9	>0.9
CRI	>80	>80	>80
OPERATION TEMPERATURE	-20°C to +40°C	-20°C to +40°C	-20°C to +40°C
LIFE SPAN	25,000 Hours	25,000 Hours	25,000 Hours
ON/OFF CYCLE	>15,000 Times	>15,000 Times	>15,000 Times
NET WEIGHT	0.6 Kg	1.25 Kg	2.05 Kg
INPUT VOLTAGE	AC: 220-240V, 50/60Hz		
MOUNTING DIAMETER	45mm	60 mm	60 mm
NORMAL OPERATING POSITION	4~5m	5~6m	6~7m
BODY TYPE	Aluminium+PC	Aluminium+PC	Aluminium+PC
DIMENSION	301.54x130x57.99 mm	395.44x170x79.5mm	459.47x220x79.5mm




**IP65  
RATING**

**03 YEAR  
WARRANTY\***

### INTRODUCTION & WARRANTY

Thank you for selecting and buying V-TAC product. V-TAC will serve you the best. Please read these instructions carefully before starting the installation and keep this manual handy for future reference. If you have any another query, please contact our dealer or local vendor from whom you have purchased the product. They are trained and ready to serve you at the best. The warranty is valid for 3 years from the date of purchase. The warranty does not apply to damage caused by incorrect installation or abnormal wear and tear. The company gives no warranty against damage to any surface due to incorrect removal and installation of the product. The products are suitable for 10-12 Hours Daily operation. Usage of product for 24 Hours a day would void the warranty. This product is warranted for manufacturing defects only.



#### MULTI-LANGUAGE MANUAL QR CODE

Please scan the QR code to access the manual in multiple languages.



FR

Cet appareil, ses accessoires et cordons se recyclent

À DÉPOSER EN MAGASIN



À DÉPOSER EN DÉCHÈTERIE



OU

Points de collecte sur [www.quefairedemesdechets.fr](http://www.quefairedemesdechets.fr)  
Privilégiez la réparation ou le don de votre appareil !

# WARNING

1. Please make sure to turn off the power before starting the installation.
2. Installation must be performed by a qualified electrician.
3. The light source of this luminaire is not replaceable, when the light source reaches its end of life the whole luminaire should be replaced.
4. If the external flexible cable or cord of this luminaire is damaged, it shall be exclusively replaced by the manufacturer or his service agent or a similar qualified person in order to avoid a hazard.
5. Replace any cracked protective shield. 
6. Minimum distance from lighted objects 1m. 
7. Terminal block not included.
8. Proper grounding should be ensured throughout the installation.



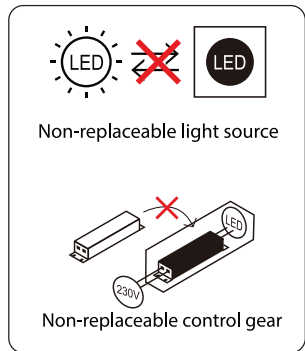
This marking indicates that this product should not be disposed of with other household wastes.



Caution, risk of electric shock.


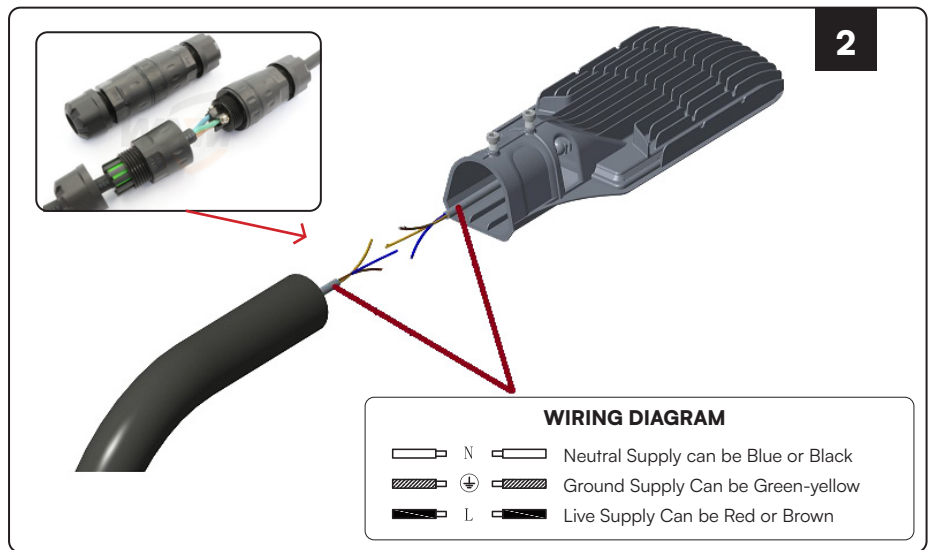
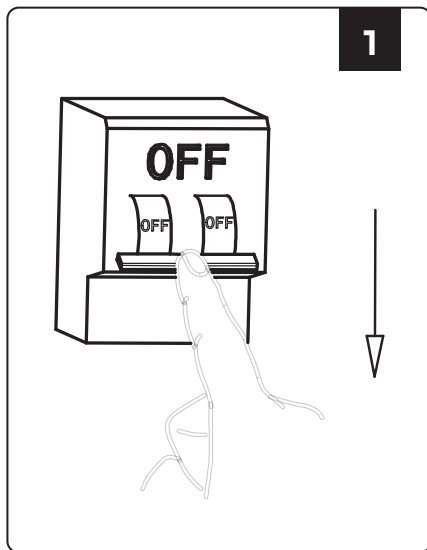
# INSTALLATION INSTRUCTIONS

1. Switch Off the power before starting the installation.
2. Connect the wiring (brown wire to Live wire, the blue line to Neutral wire, yellow/green line to ground wire) to the luminaire as displayed in the wiring diagram. Please make sure to use 3 core power cord and ensure the ground wire must be grounded.
3. Loosen the M8 screws using the screwdriver and install the streetlight on the pole. Then tighten the M8 screws and ensure the streetlight is properly installed on the pole.
4. Switch On the power to test the light.



Non-replaceable light source

Non-replaceable control gear



---

## NOTE

- Wiring instructions: The power should be connected to binding post inside the junction box, which IP grade should be higher than the lmap's IP grade. And the junction box should have fasten device for the wires. Inside terminal block shall conform to EN 60998-2-1 or EN 60998-2-2 (specification: three terminals, atleast 250V and 1.5mm<sup>2</sup>).
- User should prepare all the necessary accessories and spare parts (Spare parts not provided) including junction box.



In case of any query/issue with the product, please reach out to us at: [support@v-tac.eu](mailto:support@v-tac.eu)  
For More products range, inquiry please contact our distributor or nearest dealers.  
V-TAC EUROPE LTD. Bulgaria, Plovdiv 4000, bul.L.Karavelow 9B